

BANDSAWS & ACCESSORIES

METAL CUTTING BAND SAW

BS-4A

- 150 x 100mm (W x H) rectangle cap.
- 3 speed pulley drive system
- Manual cutting head beam
- Cuts to 45° in mitre vice
- Vertical cutting table
- 1/2hp 240V motor

\$462
inc gst
B002

BLADES TO SUIT BS-4A

Type	TPI	Material	CODE	inc GST
Carbon	6	Solid Steel	B200	\$12.10
Carbon	14	Medium Steel	B203	\$12.10
Carbon	18	Thin Wall Steel	B205	\$12.10

BS-7L

- 305 x 178mm (W x H) rectangle capacity
- Mitre cuts to 45° using calibrated vice
- Coolant system
- Automatic electric cut-out switch
- Vertical cutting table
- 0.75kW / 1hp, 240V motor

4 SPEED

\$1,199
inc gst
B006

BLADES TO SUIT BS-7L / BS-7DS

Type	TPI	Solid Section	CODE	inc GST
Carbon	6	51-80mm	B210	\$22
Carbon	8	31-50mm	B212	\$22
Carbon	10	16-30mm	B214	\$22
Carbon	14	10-15mm	B216	\$22
Bi-Metal	4-6	51-80mm	B400	\$55
Bi-Metal	6-10	16-30mm	B404	\$55
Bi-Metal	10-14	up to 10mm	B408	\$55

BS-5V

- 130 x 125mm (W x H) rectangular capacity
- Electronic variable blade speed 30-80mpm
- Swivel head to 60° using calibrated vice
- 1kW / 1.3hp, 240V motor

\$594
inc gst
B004

BS-7DS

- 215 x 178mm (W x H) rectangle capacity
- Adjustable hydraulic feed cutting rate for multiple applications
- Swivelling head & sliding vice
- Dual mitre cutting to 45°
- Built-in coolant system
- 4 speed (24-41-61-82mpm)
- Limit switch stops machine when cut is complete
- 0.75kW / 1hp, 240V motor

SWIVEL HEAD

\$2,035
inc gst
B008A

**SEE
BLADES
TO SUIT**

BS-5S

- 200 x 125mm (W x H) rectangle cap.
- 45° swivel head
- 3 speed pulley drive system
- Vertical cutting table
- 1/2hp 240V motor

\$649
inc gst
B003

BLADES TO SUIT BS-5S

Type	TPI	Material	CODE	inc GST
Carbon	6	Solid Steel	B206	\$13.20
Carbon	14	Medium Steel	B207	\$13.20
Carbon	18	Thin Wall Steel	B208	\$13.20

BS-912

- 305 x 178mm (W x H) rectangle capacity
- Mitre cuts to 45° using calibrated vice
- 4 speed pulley drive 26-50-73-95mpm cutting speeds
- Coolant system
- 0.75kW / 1hp, 240V motor

\$2,189
inc gst
B014

BLADES TO SUIT BS-912

Type	TPI	Solid Section	CODE	inc GST
Carbon	6	51-80mm	B220	\$26.40
Carbon	10	16-30mm	B223	\$26.40
Carbon	14	10-15mm	B226	\$26.40
Bi-Metal	4-6	51-80mm	B412	\$67.10
Bi-Metal	6-10	16-30mm	B414	\$67.10
Bi-Metal	10-14	up to 10mm	B418	\$67.10

EB-260V

- 225 x 180mm (W x H) rectangular capacity
- Electronic variable blade speed 20-90 M/min
- Heavy-duty gear drive system
- Quick-action lock/release vice
- Swivel head mitre cut to 60° right
- Adjustable hydraulic cylinder for auto feed
- Coolant system
- 1.5kW / 2hp, 240V motor

SWIVEL HEAD

\$2,695
inc gst
B062V

**SEE
BLADES
TO SUIT**

EB-280DSV

- 245 x 180mm (W x H) rectangular capacity
- Electronic variable blade speed 20-90 M/min
- Heavy-duty gear drive system
- Quick-action lock/release vice
- Swivel head double mitre cut to 45° right & left, 60° right
- Coolant system
- 1.5kW / 2hp, 240V motor

\$3,905
inc gst
B063V

SWIVEL HEAD

BLADES TO SUIT EB-260V EB-280DSV

Type	TPI	Solid Section	CODE	inc GST
Bi-Metal	4-6	51-80mm	B478	\$66
Bi-Metal	6-10	16-30mm	B479	\$66
Bi-Metal	10-14	up to 10mm	B480	\$66

EB-320DS

- 310 x 205mm (W x H) rectangular capacity
- Heavy-duty gear drive system
- Quick-action lock/release vice
- Swivel head dual mitre 45° right & left, 60° right
- 2-speed motor enabling blade speeds of 35 & 70mpm
- 1.5kW / 2hp, 415V motor

\$4,389
inc gst
B067

SWIVEL HEAD

BLADES TO SUIT EB-320DS / EB-320DSV

Type	TPI	Solid Section	CODE	inc GST
Bi-Metal	4-6	51-80mm	B530	\$82.50
Bi-Metal	6-10	16-30mm	B531	\$82.50
Bi-Metal	10-14	up to 10mm	B532	\$82.50

COLDSAWS & ACCESSORIES

COLD SAWS

BENCH MODEL

CS-275

- 90 x 50mm rectangular capacity
- Ø275 x 32mm blade, 42rpm
- Lock at any angle between -45° or +45° mitre in both directions
- Dual material clamp system
- Built in blade coolant pump
- Cast iron construction
- 0.97kW / 1.3hp, 240V motor
- Includes blade & coolant system



Made in Taiwan



CS-275 240V

\$1,529

inc gst
S816

CST-275 STAND

\$275

inc gst
S820

CS-350V

- 160 x 90mm rectangular capacity
- Electronic variable speed 24-120rpm
- Automatic retract safety blade guard
- Deadman trigger switch
- Dual material clamp
- Quick action vice
- 2.2kW / 3hp, 240V motor (S829)
- 2.2kW / 3hp, 240V motor (S830)
- Includes coolant pump system, blade & stand



Made in Taiwan



CS-350V 240V

\$4,499

inc gst
S829

CS-350V 415V

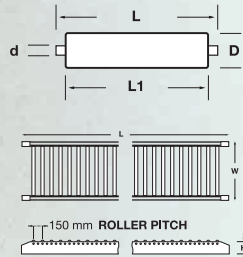
\$4,499

inc gst
S830

STAND INCLUDED

ROLLER CONVEYOR & STANDS

- 20 zinc plated rollers at 150mm pitch
- Rollers are Ø48.3mm with commercial bearings
- Conveyor is pre-assembled with 7 cross-members
- Frames are pre-drilled at 75mm pitch to accept 39 rollers
- Roller capacity of 60kg each (L812)
- Roller capacity of 50kg each (L818)
- Roller capacity of 35kg each (L824)
- Frames are powder coated



Conveyor (L812)

Stand (L816)

ROLLER CONVEYOR - comes with 20 rollers

FRAME Width (W)	LENGTH (L)	HEIGHT (H)	CODE	inc GST
290mm	3000mm	80mm	L812	\$352
450mm	3000mm	80mm	L818	\$429
600mm	3000mm	80mm	L824	\$462



W343A W343 W3434 W3436

ROLLER STANDS


HEIGHT mm	Roller mm	Roller Type	Capacity kg	CODE	inc GST
450-720	Ø38 x 285	Flat	30	W343A	\$55.00
710-1125	Ø56 x 390	Flat	100	W343	\$71.50
580-970	Ø52 x 350	Flat	800	W3434	\$121.00
580-970	2 x Ø52 x 125	V-Type	800	W3436	\$121.00

CS-315C / CS-315D

- 110 x 70mm rectangular capacity
- Automatic retract safety blade guard
- Lock at any angle between -45° or +45° mitre in both directions
- Deadman trigger switch
- Dual material clamp
- Quick action vice
- 1.8kW / 2.5hp, 240V - 15 amp (S827)
- 1.5kW / 2hp, 415V (S828)
- Includes coolant pump system, blade & stand



Made in Taiwan



CS-315C 240V 44RPM

\$2,629

inc gst
S827

CS-315D 415V 22-44RPM

\$2,629

inc gst
S828

STAND INCLUDED

MC-370CE

- 110 x 110mm rectangular capacity
- 115mm round capacity
- Ø370 x 32mm blade
- Dual speed 22-44rpm
- Self centering vice
- CE approved guarding
- 2.2kW / 3hp, 415V motor
- Includes stand, coolant system, length stop, material support & blade



Made in Taiwan



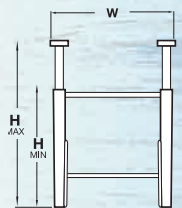
\$5,995

inc gst
S841

22-44 RPM

CONVEYOR STANDS

FRAME Width (W)	HEIGHT Adj. (H)	TO SUIT CAP. mm	CODE	inc GST
290mm	505-800mm	Band Saw	L816	\$99
290mm	715-1050mm	Cold Saw	L814	\$99
450mm	715-1050mm	Cold Saw	L820	\$99
450mm	505-800mm	Band Saw	L822	\$99
600mm	505-800mm	Band Saw	L828	\$99



EXTRA CONVEYOR ROLLERS

FRAME Width (W)	(L)	(L1) CAP. mm	(D)	d	CODE	inc GST
290mm	250mm	222mm	48.3mm	M8	L812A	\$15.40
450mm	415mm	380mm	48.3mm	M8	L818A	\$18.70
600mm	560mm	530mm	48.3mm	M8	L824A	\$27.50

RCS-290 Roller Conveyor Length Stop

- SUITS: 290mm Roller Conveyor (L812)
- Includes measuring tape
- Mounting nuts & bolts not supplied
- Easily fitted to conveyor by drilling 4 holes
- 3 metre length of aluminium extrusion with T-slots for easy mounting
- Designed specifically to suit (L812) 290mm x 3 metre roller conveyor
- Length stop has quick-action clamp coupled with a heavy duty roller bearing



Made in Taiwan



\$539

inc gst
L800