

STORAGE SYSTEMS

INDUSTRIAL WORK BENCHES

- Heavy duty steel fabricated frame with powder coated finish for maximum rigidity
- Top Surface is 2mm high density laminate over 41mm thick medium density chipboard with bull nosed hard PVC edge
- Easy to use screw out adjustable feet
- High quality laminated medium density chipboard with a 1000kg load capacity, rounded PVC edge and also resist alkali and oil and also resist alkali and oil
- IWB-12 work bench suits IBP-12 backing panel
- IWB-40 work bench suits IBP-ST backing panel

Model CODE	IWB-12 A415	IWB-40 A420
Load Capacity kg	1000	1000
Dimensions (LxDxH) mm	1200 x 750 x 900	1800 x 750 x 900
Weight (Nett) kg	52	71
PRICE inc GST	\$319	\$429

BACKING PANELS

- Backing panels can be assembled to suit your requirements, either top or bottom positions
- Square holes suits optional hooks & holders
- Louvre slots to suit optional buckets
- Bottom & top tray shelves - for additional storage
- 2 Vertical supports - with adjustable clamps to mount to work bench (A416)
- 3 Vertical supports - with adjustable clamps to mount to work bench (A426)
- IBP-12 Backing Panel suits IWB-12 work bench
- IBP-ST Backing Panel suits IWB-40 work bench

Model CODE	IBP-12 A416	IBP-ST A426
Dimensions (WxDxH) mm	1133 x 205 x 825	1733 x 205 x 825
Weight (Nett) kg	17	21
PRICE inc GST	\$187	\$264

MOBILE STORAGE SHELVING SYSTEM

SR-DSL

- Storage cabinets made from reinforced sheet metal
- Ideal for workshops and industrial applications
- 3 x shelves - adjustable height
- 1 x square hole panel
- 2 x louvred panels
- 300kg load capacity
- Handle either side for easy movability
- Large base for extra storage
- 2 x swivel brake wheels & 2 x fixed wheels
- Powder coated grey finish
- Dimensions: 886 x 650 x 1405mm



2 x Swivel Brake Wheels

Shown with optional accessories

\$440
inc gst
T790

INDUSTRIAL STORAGE & TOOLING CABINET

BSC-900 Industrial Storage Cabinet

- 900 x 450 x 900mm (L x W x H)
- Storage cabinet made from reinforced sheet metal
- Hinged doors and a 3-point key lock design
- Cabinet will store just about anything
- Ideal for workshops and industrial applications
- 2 x shelves with 150kg load capacity - adjustable height and position
- Powder coated grey finish
- 58kg Weight (Nett)

Designed to sit on top of (T775) 6 Drawer Tooling Cabinet

TC-900 Industrial Tooling Cabinet

- 900 x 450 x 900mm (L x W x H)
- Heavy duty tooling cabinets, ideal for industrial applications and serious workshops
- High quality sliding drawers
- Each drawer is rated at 75kg load capacity
- Single Key lock design for safe storage
- Each drawer has a mechanical safety lock which allows one drawer to be opened at a time, preventing the cabinet to tip over
- Top Drawer includes moveable plastic division boxes (3 x different sizes) for all those small items
- Remaining drawers have adjustable 10 x steel dividers & 4 x slitted rails
- 4 x 100mm Drawers • 2 x 200mm Drawers
- Includes 2 x angle bracket feet to prevent cabinet tipping forward
- 108kg Weight (Nett)

\$330
inc gst
T774

T775

\$957
inc gst
T775

Shown assembled
a perfect
storage unit

A426


A420

OPTIONAL UNDER BENCH
TOOLING CABINET
\$220
inc gst
A422

OPTIONAL TOOLING CABINET
\$715
inc gst
T764

HOOKS & STORAGE TRAYS

SUITS A426, T790 & T773



Optional Hooks - suit:
A426, T790, T773 & A412

	CODE	inc GST
Single Hook 25mm long	A439	\$2.75
Single Hook 75mm long	A440	\$3.30
Single Hook 100mm long	A4401	\$3.30
Double Hook 25mm long	A441	\$3.30
Hook U Shape Holder - 70 x 25mm	A449	\$3.30
Hook U Shape Holder - 23 x 55mm	A4492	\$3.30
Round Tool Holder - Loop - 60mm	A4496	\$3.30
Double Hook 75mm long	A442	\$4.40
Plier Holder - 3 Prong 150mm long	A444	\$5.50
Spanner Holder - 135mm long	A446	\$11.00
Screwdriver Holder - 390mm x 12 Slots	A448	\$14.30



Optional Storage Trays - suit:
A384, A426, T790, T685 & A410

	CODE	inc GST
105 x 110 x 50mm	A430	\$4.40
105 x 140 x 75mm	A432	\$5.50
140 x 220 x 125mm	A434	\$11.00
140 x 270 x 125mm	A436	\$14.30

INDUSTRIAL TOOLING CABINET WORKSTATION

WTC-1450

- Heavy duty tooling cabinets
- 5 drawers, top drawer includes a series of different size plastic boxes, remainder comes with steel dividers
- 100kg load capacity per drawer with 97% access
- Key lockable drawers & cupboard
- 950mm work bench height
- Portable on caster wheels, 2 with brake
- Fixed back hanging panel perfect for optional accessories
- Table dimensions (L x W x H): 1103 x 580 x 950mm

\$1,210
inc gst
T773


INDUSTRIAL STORAGE CABINET

SC-1800

- Storage cabinet made from reinforced sheet metal
- Hinged doors and a 3-point key lock design
- Cabinet will store just about anything
- Ideal for workshops and industrial applications
- 4 x Shelves - adjustable height with 150kg load capacity each
- Drawer 1 - 100mm high with ball bearing slides and 75kg load capacity
- Drawer 2 - 200mm high with ball bearing slides and 75kg load capacity



Reinforced Shelves



Mechanical Lock Drawers

CODE	T762
Shelf Load Capacity kg	150
Drawer Load Capacity kg	75
Dimensions (LxWxH) mm	900 x 450 x 1800
Weight (Nett) kg	94

\$825
inc gst
T762



INDUSTRIAL TOOLING CABINETS

Heavy duty tooling cabinets, ideal for industrial applications and serious workshops. The sliding drawers are a welded strengthened single rail design coupled with high quality mechanical bearings for long lasting smooth operation. Each drawer is rated at 100kg load capacity with 97% drawer access.


Single key lock design for safe storage. Each drawer has a mechanical safety lock which allows one drawer to be opened at a time, preventing the cabinet to tip over. All top drawers include a series of different size plastic boxes for those small items (except T772). All other drawers come with adjustable steel dividers. The wood top with frame is a great option to rest tooling and precious parts on top of the cabinet.

CODE	T764	
Drawer	No.	6
Drawer Capacity	kg	100 each
Dimensions (WxDxH) mm	565 x 580 x 750	
Weight (Nett)	kg	90




\$715
inc gst
T764

Top Drawer Type A: 75mm high with plastic division boxes
Drawer 2 Type B: 75mm high with moveable steel dividers 3x3 layout
Drawer 3 & 4: Type B: 100mm high with moveable steel dividers 3x3 layout
Drawer 5 & 6: Type B: 150mm high with moveable steel dividers 3x3 layout
This model suitable to fit under A420 work Bench



Type A



Type B

- ✓ Industrial Quality
- ✓ 100kg Drawer Capacity
- ✓ Key Lockable
- ✓ 97% Drawer Access



Type E

Drawer 1 - 6 Type E: 150mm high with moveable steel dividers 5x3 layout
Drawer 7 Type E: 200mm high with moveable steel dividers 5x3 layout



\$1,133
inc gst
T772

CODE	T772	
Drawer	No.	7
Drawer Capacity	kg	100 each
Dimensions (WxDxH)mm	881 x 653 x 1200	
Weight (Nett)	kg	135

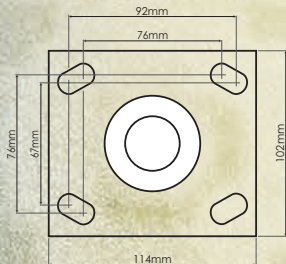
CASTOR WHEEL SETS

- CW-100**
- 2 x fixed wheels
 - 2 x swivel wheels with brake
 - Wheel made from a blue elastic rubber 100mm Diameter
 - 35mm wide wheel
 - Total height from base of wheel to top of plate is 127mm
 - 70kg each wheel capacity - totalling 280kg per set
 - Industrial castor with steel plate inserts
 - Mounting plate 102 x 80mm with 4 holes


\$66
inc gst
C410



- CW-125**
- 125mm diameter x 50mm wide steel wheel with bonded polyurethane
 - 2 x fixed wheels
 - 2 x swivel wheels with brake
 - 410kg each wheel capacity - totalling 1640kg per set
 - Brake also locks wheel from swivelling
 - Swivel base incorporates ball bearings
 - Ball bearing sealed race on main shaft
 - 165mm overall height from base of wheel to top of plate
 - Mounting plate 114 x 102mm with 4 slotted holes



\$121
inc gst
C411



- CW-125S**
- 125mm diameter x 50mm wide steel wheel with bonded polyurethane
 - 2 x swivel wheels with brake
 - 410kg each wheel capacity - totalling 820kg per set
 - Brake also locks wheel from swivelling
 - Swivel base incorporates ball bearings
 - Ball bearing sealed race on main shaft
 - 165mm overall height from base of wheel to top of plate
 - Mounting plate 114 x 102mm with 4 slotted holes

\$79.20
inc gst
C412



Additional Accessories



Suits Type A Drawers (T764) (Also suits T773 & T775 see page 1)			
Plastic Buckets	CODE	inc	GST
75 x 75 x 46mm	A427	\$4.40	
150 x 75 x 46mm	A428	\$6.60	
150 x 150 x 46mm	A429	\$7.70	




Suits Type B Drawers (T764) & E Drawers (T772)			
Slotted Rails	CODE	SUITS	inc GST
75mm High Drawers (450 x 46mm)	T784A	T764 (B)	\$4.40
150mm High Drawers (450 x 121mm)	T787A	T772 (E)	\$5.50
200mm High Drawers (450 x 171mm)	T788A	T772 (E)	\$6.60



Suits Type B Drawers (T764)			
Slotted Rails	CODE	Suits	inc GST
100mm High Drawers (375 x 71mm)	T786B	T764 (B)	\$4.40
150mm High Drawers (375 x 121mm)	T787B	T764 (B)	\$5.50

Suits Type: B Drawers (T764) E Drawers (T772)			

Steel Dividers	CODE	Suits	inc GST
75mm High Drawers (154 x 43mm)	T784	T764 (B)	\$2.20
100mm High Drawers (154 x 65mm)	T786	T764 (B)	\$2.20
150mm High Drawers (154 x 115mm)	T787	T764(B) T772(E)	\$2.20
200mm High Drawers (154 x 165mm)	T788	T772 (E)	\$3.30



Suits Cabinet (T764)			
Steel Handle	CODE	inc	GST
Suits 565mm Wide Cabinets	T778	\$16.50	



Suits Cabinet (T764 & T772)			
Wheel Kit Ø125mm	CODE	inc	GST
2 x Fixed & 2 x Swivel Brake	T776	\$93.50	

- CW-63**
- 63kg Load per Wheel
 - Ø63 x 25mm wide wheels
 - 4 x swivel wheels with foot lever lift
 - Foot operated lock and lift release
 - Mounting plate 75 x 120mm with 2 holes
 - Vertical mounting body design



Made in Taiwan

TRUCK TOOL BOXES

- Features:
- 4 x heavy duty side handles
 - Dual gas strut lid support
 - Stainless steel T handle key lock on lid (TB-HD Series only)
 - Ball bearing slides on drawers
 - Drawers include rubber liners



T745



T7463



T744



T7442



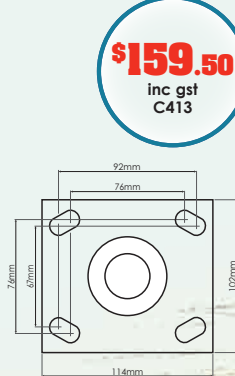
T7445

MODEL		TB-EC70/2	TB-EC70F/3	TB-HD70/2	TB-HD120/2	TB-HD150/4
ORDER CODE		T745	T7463	T744	T7442	T7445
Drawers	No.	2	3	2	2	4
Dimensions (LxWxH)	cm	70.2 x 40.4 x 58.5	70.2 x 40.4 x 59	70 x 60 x 75	121 x 60 x 75	150 x 60 x 75
Weight	kg	45	60	70	110	143
PRICE	inc GST	\$451	\$495	\$737	\$968	\$1,199

\$86.90
inc gst
W935



\$159.50
inc gst
C413



- CW-150**
- 150mm diameter x 50mm wide steel wheel with bonded polyurethane
 - 2 x fixed wheels
 - 2 x swivel wheels with brake
 - 450kg each wheel capacity - totalling 1800kg per set
 - Brake also locks wheel from swivelling
 - Swivel base incorporates ball bearings
 - Ball bearing sealed race on main shaft
 - Mounting plate 114 x 102mm with 4 slotted holes

- CW-150S**
- 150mm diameter x 50mm wide steel wheel with bonded polyurethane
 - 2 x swivel wheels with brake
 - 450kg each wheel capacity - totalling 900kg per set
 - Brake also locks wheel from swivelling
 - Swivel base incorporates ball bearings
 - Ball bearing sealed race on main shaft
 - Mounting plate 114 x 102mm with 4 slotted holes

\$104.50
inc gst
C414



